

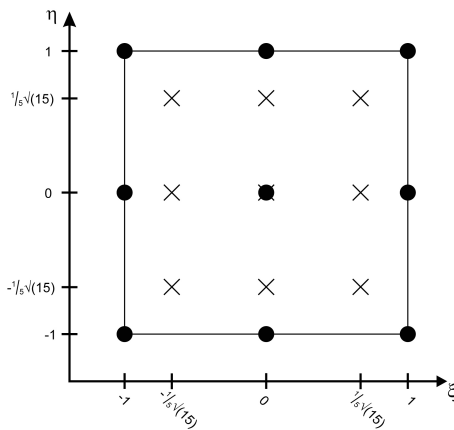
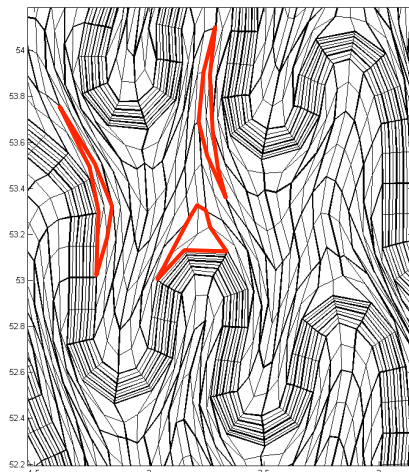
Introduction to the FE method in geosciences

Lecture 3.1: Numerical integration



Motivation

→ Deformable Grid



Motivation

→ Lecture 1: FEM Introduction 1D

- Integral form of system of equations

$$\int_0^{dx} \begin{bmatrix} \frac{\partial N_i(x)}{\partial x} \frac{\partial N_i(x)}{\partial x} & \frac{\partial N_i(x)}{\partial x} \frac{\partial N_{i+1}(x)}{\partial x} \\ \frac{\partial N_{i+1}(x)}{\partial x} \frac{\partial N_i(x)}{\partial x} & \frac{\partial N_{i+1}(x)}{\partial x} \frac{\partial N_{i+1}(x)}{\partial x} \end{bmatrix} Adx \begin{Bmatrix} u_i \\ u_{i+1} \end{Bmatrix} - \int_0^{dx} \begin{Bmatrix} N_i(x) \\ N_{i+1}(x) \end{Bmatrix} B dx = 0$$

$\mathbf{K} \quad \mathbf{u} - \mathbf{F} = 0$

- How do we solve these integrals on a distorted element?
- NUMERICALLY !!!

Gauss-Legendre-Quadrature

→ General comments

- Numerical integration with Gauss-Legendre-Quadrature only works on an idealized Element
 - For $x = -1$ to 1 in 1D
 - For $x = -1$ to 1 and $y = -1$ to 1 in 2D
- So, it does not solve the problem of the distorted elements, yet.
- A coordinate transformation from the distorted element to the idealized element is needed in addition. See next lecture.

Gauss-Legendre-Quadrature

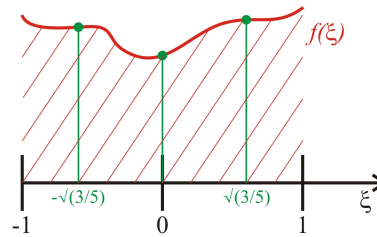
→ For 1D

- Formula

$$\int_{-1}^1 f(\xi) d\xi = \sum_{n=1}^{nip} f(\xi_n) w_n$$

- Integration points and weights

n	x_n	w_n
1	0	2
2	$\pm\sqrt{3/5}$	1
3	$-\sqrt{3/5}, 0, \sqrt{3/5}$	$5/9, 8/9, 5/9$



- The function f only needs to be known at the integration points.

Gauss-Legendre-Quadrature

→ Example

- Integrate by hand and “numerically” with 3 integration points:

$$\int_{-1}^1 \xi^2 d\xi \quad \begin{array}{c|c|c} n & x_n & w_n \\ \hline 3 & -\sqrt{3/5}, 0, \sqrt{3/5} & 5/9, 8/9, 5/9 \end{array}$$

- By hand: $\int_{-1}^1 \xi^2 d\xi = \frac{1}{3} \xi^3 \Big|_{-1}^1 = \frac{1}{3} (1^3 - (-1)^3) = \frac{1}{3} (1+1) = \frac{2}{3}$

- Numerically: $\int_{-1}^1 \xi^2 d\xi = \sum_{i=1}^3 \xi_i^2 w_i = \left(-\sqrt{\frac{3}{5}}\right)^2 \frac{5}{9} + 0^2 \frac{8}{9} + \left(\sqrt{\frac{3}{5}}\right)^2 \frac{5}{9} = \frac{3 \cdot 5}{5 \cdot 9} + \frac{3 \cdot 5}{5 \cdot 9} = \frac{6}{9} = \frac{2}{3}$

Gauss-Legendre-Quadrature

→ For 2D

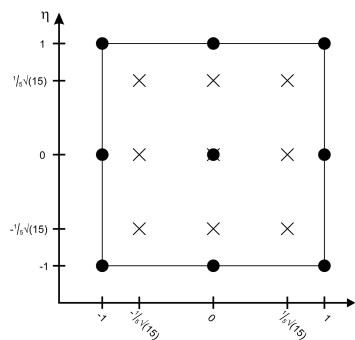
■ Formula
$$\int_{-1}^1 \int_{-1}^1 f(\xi, \eta) d\xi d\eta = \sum_{i=1}^{n\xi} \sum_{j=1}^{n\eta} f(\xi_i, \eta_j) w_i w_j = \sum_{n=1}^{nip} f(\xi_n, \eta_n) w_n$$

- Integration points are similar to the 1D case. Weights can be defined as a multiplicative combination of the 1D case

■ eg.

$$w(1) = \frac{5}{9} \frac{5}{9} = \frac{25}{81}$$

$$w(5) = \frac{8}{9} \frac{5}{9} = \frac{40}{81}$$



% DATA FOR NUMERICAL INTEGRATION

```

Ng1 = [3 3]; % 2x2 Gauss-Legendre quadrature
POINT = zeros(length(Ng1), prod(Ng1));
Weight = zeros(prod(Ng1), 1);
Point(1) = -0.774596669241483;
Point(2) = 0.0;
Point(3) = -Point(1);
Weight_(1) = 0.555555555555556;
Weight_(2) = 0.888888888888889;
Weight_(3) = Weight_(1);
intp = 0;
for intx=1:Ng1(1)
    for inty=1:Ng1(2)
        intp = intp+1;
        POINT(:,intp) = [Point(intx) Point(inty)]';
        Weight(intp) = Weight_(intx)*Weight_(inty);
    end
end
end

```

```

for intp=1:no_intpoi % ===== INT.PTS. LOOP =====
    wtx = Weight(intp); % weight
    % Get parameters to perform coordinate transformation from natural to global element coordinates
    DHDS = DHDS_A(:,:,intp)';
    jacob = DHDS*COORD; % compute Jacobian
    detjacob = det(jacob); % determinant of Jacobian
    invjacob = inv(jacob); % inverse of Jacobian matrix
    DHDX = invjacob*DHDS; % derivatives w.r.t. real coordinates

    % Compute kinematic/strain matrix
    ii = ([1:no_node_perel]-1)*no_dof+1; % working indexes arrays
    B(1,ii) = DHDX(1,:);
    B(2,ii+1) = DHDX(2,:);
    B(3,ii) = DHDX(2,:);
    B(3,ii+1) = DHDX(1,:);

    % STRAIN RATES
    STRAIN_RATES(:,intp,iel) = B*A_old(Index);

    E = MATPROP(1,Phase(iel));
    nu = MATPROP(2,Phase(iel));
    prefac = E/((1+nu)*(1-2*nu));
    D = prefac * [ 1-nu nu 0; nu 1-nu 0; 0 0 (1-2*nu)/2];

    % STRESS UPDATE
    STRESSES(:,intp,iel) = STRESSES_OLD(:,intp,iel) + D*B*A_old(Index);

    % COORDINATES
    STRESS_GCOORD(1,intp,iel) = H(:,intp)'*COORD_OLD(:,1); % X-coordinate
    STRESS_GCOORD(2,intp,iel) = H(:,intp)'*COORD_OLD(:,2); % Y-coordinate

    % LOCAL STIFFNESS MATRIX
    K = K + ( B'*D*B *wtx*detjacob; % element stiffness matrix

    % RHS VECTOR
    F_v(Index_v_local) = F_v(Index_v_local) - ( B'* (STRESSES_OLD(:,intp,iel)) *wtx*detjacob;
    F_v(Index_v_local(ii+1)) = F_v(Index_v_local(ii+1)) - ( MATPROP(3,Phase(iel))*gravity *H(:,intp) *wtx*detjacob;
end % ===== END OF INT.PTS. LOOP =====

```